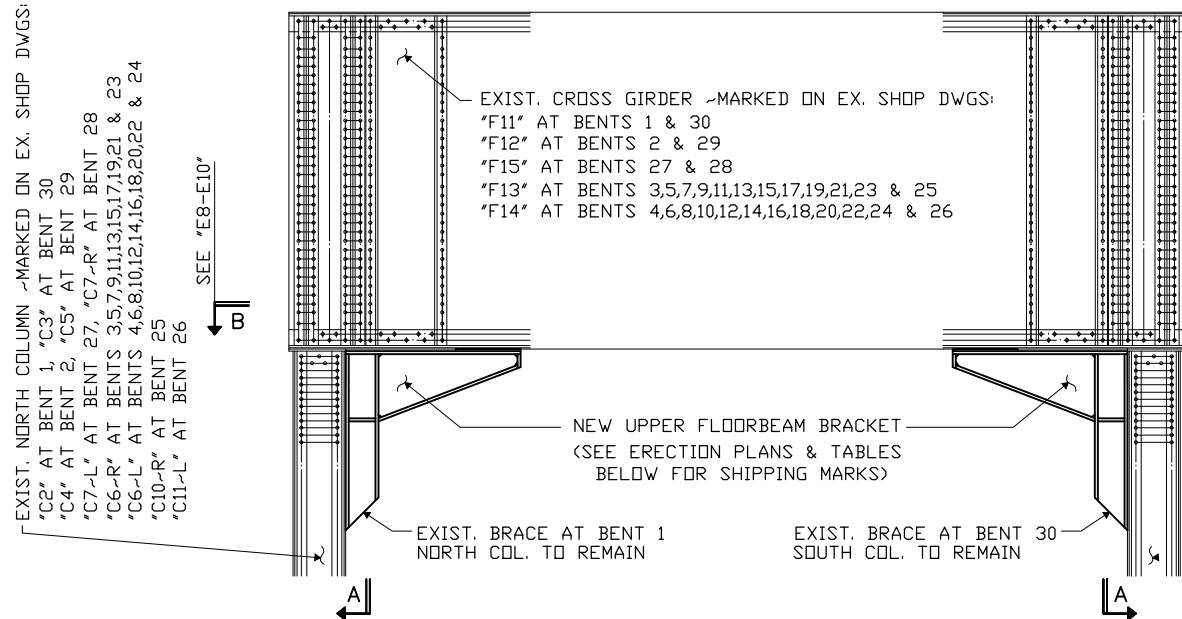


NORTH

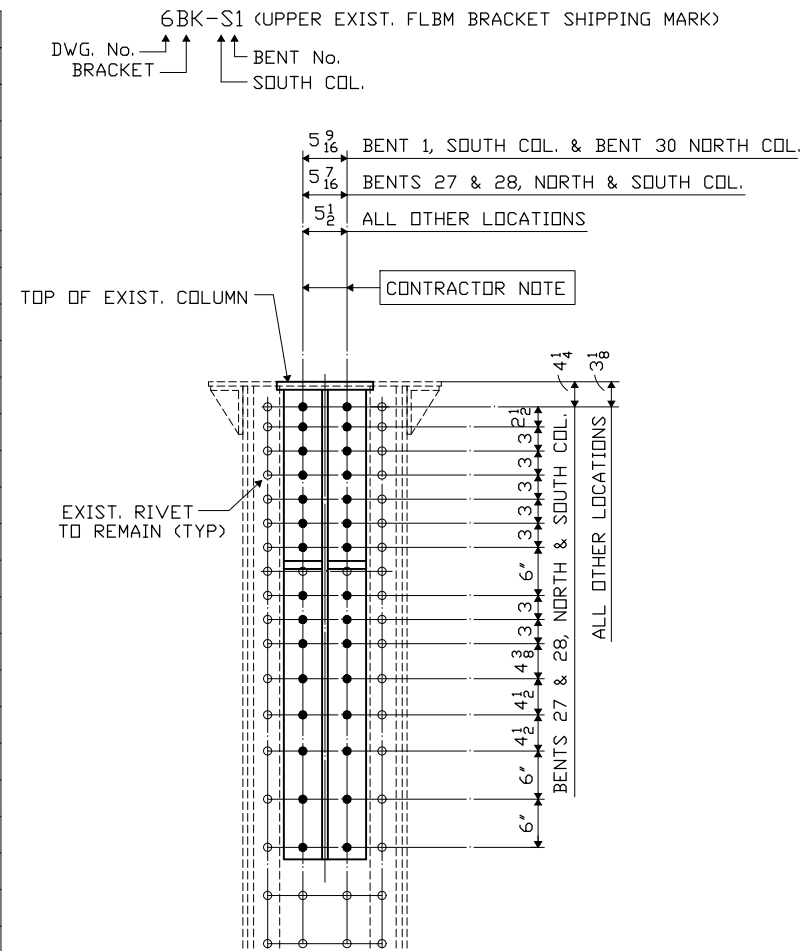
SOUTH



TYP. SECTION LOOKING EAST
SHOWING NEW UPPER FLBM. BRACKETS

EXIST. NORTH COLUMN

LOCATION	SHIPPING MARK
BENT 1	
BENT 2	7BK-N2
BENT 3	1BK-N3
BENT 4	3BK-N4
BENT 5	1BK-N5
BENT 6	3BK-N6
BENT 7	1BK-N7
BENT 8	3BK-N8
BENT 9	1BK-N9
BENT 10	3BK-N10
BENT 11	1BK-N11
BENT 12	3BK-N12
BENT 13	1BK-N13
BENT 14	3BK-N14
BENT 15	1BK-N15
BENT 16	3BK-N16
BENT 17	1BK-N17
BENT 18	3BK-N18
BENT 19	1BK-N19
BENT 20	3BK-N20
BENT 21	1BK-N21
BENT 22	3BK-N22
BENT 23	1BK-N23
BENT 24	3BK-N24
BENT 25	1BK-N25
BENT 26	3BK-N26
BENT 27	4BK-N27
BENT 28	4BK-N28
BENT 29	5BK-N29
BENT 30	6BK-N30



SECTION A

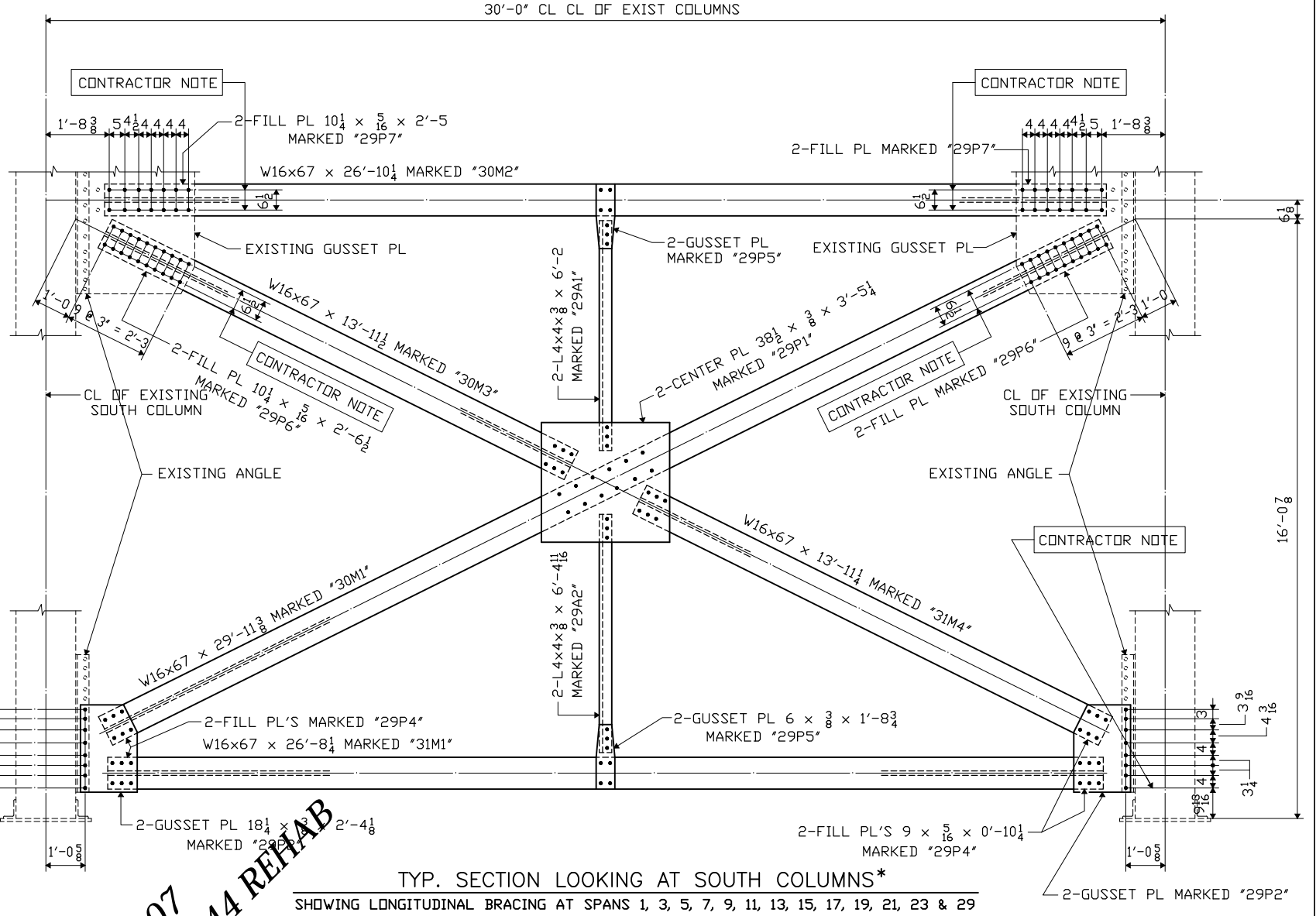
CONTRACTOR NOTE

REMOVE EXISTING RIVETS WHERE SHOWN AND REPLACE WITH 7/8" H.S. FIELD BOLTS

EXIST. SOUTH COLUMN

LOCATION	SHIPPING MARK
BENT 1	6BK-S1
BENT 2	5BK-S2
BENT 3	2BK-S3
BENT 4	3BK-S4
BENT 5	2BK-S5
BENT 6	3BK-S6
BENT 7	2BK-S7
BENT 8	3BK-S8
BENT 9	2BK-S9
BENT 10	3BK-S10
BENT 11	2BK-S11
BENT 12	3BK-S12
BENT 13	2BK-S13
BENT 14	3BK-S14
BENT 15	2BK-S15
BENT 16	3BK-S16
BENT 17	2BK-S17
BENT 18	3BK-S18
BENT 19	2BK-S19
BENT 20	3BK-S20
BENT 21	2BK-S21
BENT 22	3BK-S22
BENT 23	2BK-S23
BENT 24	3BK-S24
BENT 25	2BK-S25
BENT 26	3BK-S26
BENT 27	4BK-S27
BENT 28	4BK-S28
BENT 29	7BK-S29
BENT 30	

PDC Sample DWG 07
 ST. LOUIS CO., MN ~ BRIDGE 6544 REHAB
 JOHNSON BROTHERS CORP.
 Add-to-Exist.
 Steel Framing Plan
 MNDOT 2000



TYP. SECTION LOOKING AT SOUTH COLUMNS*
SHOWING LONGITUDINAL BRACING AT SPANS 1, 3, 5, 7, 9, 11, 13, 15, 17, 19, 21, 23 & 29

* LONGITUDINAL BRACING AT NORTH COLUMNS (SIMILAR)

NOTICE TO ERECTOR

BACKCHARGES FOR CORRECTIVE WORK OR REPLACED MATERIALS WILL NOT BE ACCEPTED UNLESS EXPRESSLY AUTHORIZED BY PDM BEFORE ANY SUCH COSTS ARE INCURRED.

NO.	DATE	REMARKS	BY
REVISIONS			
		PDM - BRIDGE	
		- EAU CLAIRE, WISCONSIN - - WAUSAU, WISCONSIN -	
STRUCTURE DM & IR BRIDGE SL/IT-13C - MN/DOT BRIDGE NO. 6544			
LOCATION ST. LOUIS COUNTY, MN			
PROJECT NO. S.P. NO. 6942-6544(T.H. 39) / MN T.H. OVER THE ST. LOUIS RIVER			
ENGINEER MINNESOTA DEPARTMENT OF TRANSPORTATION			
CONTRACTOR JOHNSON BROS. CORPORATION			
ERECTOR PLAN - UPPER FLBM BRACKETS			
SURFACE PREP. _____		OPEN HOLES _____	
PAINT _____			
APPROVAL	DRAWN SA 12-00	SHEET NO.	ORDER NO.
SHOP	CHECKED PDC/SB 12-00	E7	300107A